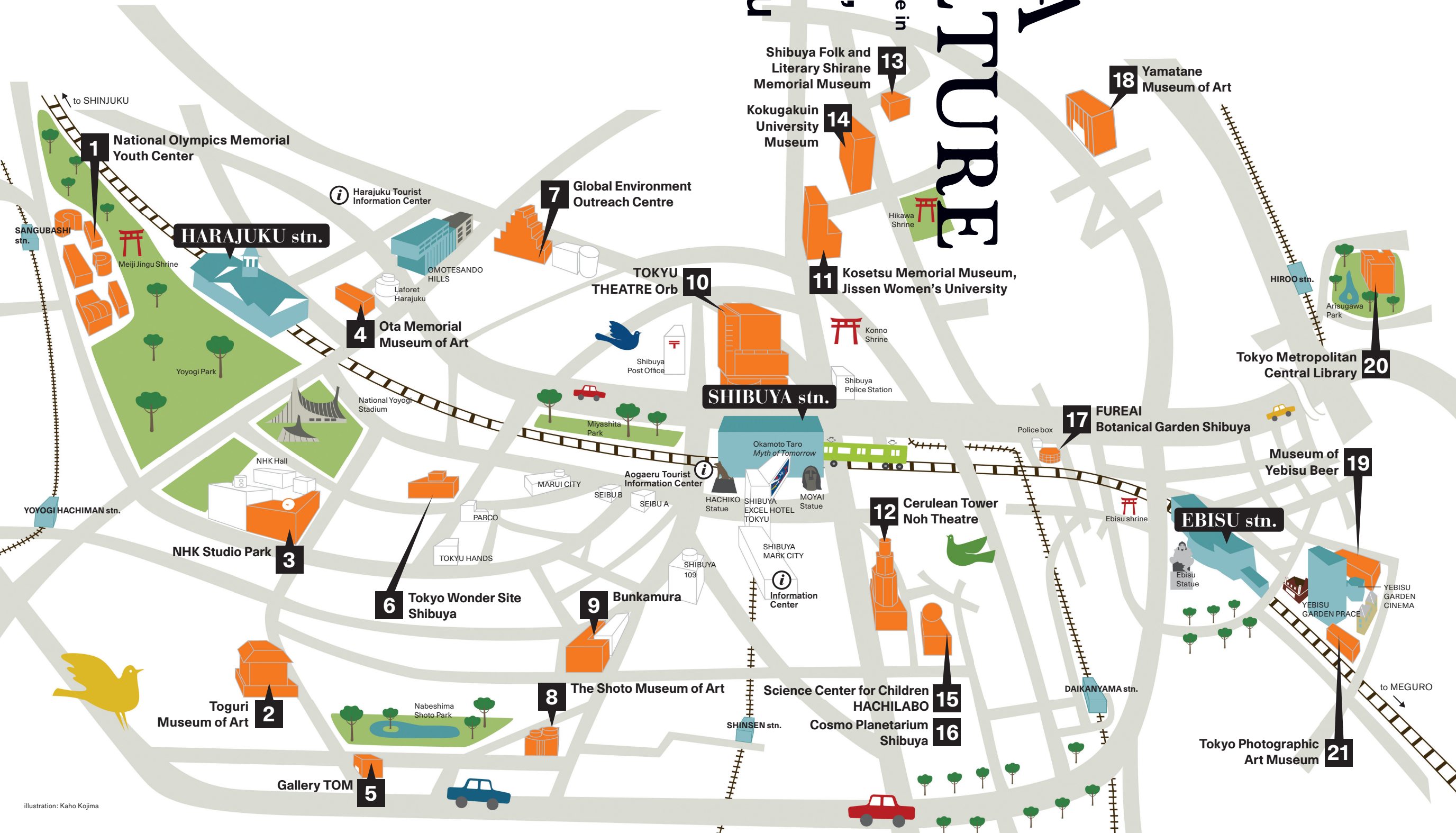


A LA CULTURE

Your guide to culture in
Shibuya,
Ebisu,
Harajuku

What's A LA CULTURE?

A LA CULTURE is an association of cultural facilities in Tokyo's adjoining neighborhoods of Shibuya, Ebisu and Harajuku, including museums, theaters and other facilities for the enjoyment of art, music, nature and science. We organize various events and educational activities to energize our community through culture.



1 National Olympics Memorial Youth Center

HARAJUKU stn.

Harajuku Tourist Information Center

7 Global Environment Outreach Centre

TOKYU THEATRE Orb **10**

13 Shibuya Folk and Literary Shirane Memorial Museum

14 Kokugakuin University Museum

11 Kosetsu Memorial Museum, Jissen Women's University

18 Yamatane Museum of Art

20 Tokyo Metropolitan Central Library

4 Ota Memorial Museum of Art

SHIBUYA stn.

17 FUREAI Botanical Garden Shibuya

19 Museum of Yebisu Beer

3 NHK Studio Park

6 Tokyo Wonder Site Shibuya

9 Bunkamura

12 Cerulean Tower Noh Theatre

EBISU stn.

2 Toguri Museum of Art

8 The Shoto Museum of Art

15 Science Center for Children HACHILABO

16 Cosmo Planetarium Shibuya

21 Tokyo Photographic Art Museum

5 Gallery TOM



National Olympics Memorial Youth Center



This urban facility was built on the site of the Olympic Village for the 1964 Olympics. It offers various training opportunities for young people and youth leaders.

📍 3-1 Yoyogi Kamizono-cho, Shibuya-ku, Tokyo 151-0052
☎ 03-3467-7201
🕒 Hours, days and closings vary by facility
➡ 8 min walk from Sangubashi station (Odakyu line)



Toguri Museum of Art



This museum is one of the few in Japan specializing in old oriental porcelain. Its founder, Toguri Tohru, was a devoted collector of porcelain, including Japanese Imari and Nabeshima ware and porcelain from China and Korea.

📍 1-11-3 Shoto, Shibuya-ku, Tokyo 150-0046
☎ 03-3465-0070
🕒 10:00-17:00
📅 Mondays
💰 ¥1,000
➡ 15 min walk from Shibuya station

● Show this brochure for ¥200 off admission. Cannot be combined with other discounts. Limit one person per brochure at each facility. It is effective until March, 2017.

*We will be closed for maintenance from January, 2017 to March 31



NHK Studio Park



This is a theme park where you can learn about the various activities of NHK, Japan's national broadcaster. Observe live broadcasts, try your hand at news casting or performing a voice-over for

animations, and enjoy exhibits about popular shows, old and new, including NHK's famous historical dramas.

📍 2-2-1 Jinnan, Shibuya-ku, Tokyo 150-8001
☎ 03-3485-8034
🕒 10:00-18:00
📅 4th Monday of every month
💰 Adults ¥200; free for children 18 and under and seniors 65 and over
➡ 12 min walk from Shibuya, Harajuku and Yoyogi Koen stations



Ota Memorial Museum of Art



This museum collects masters of ukiyo-e such as Katsushika Hokusai and Utagawa Hiroshige. In addition to exhibitions that change monthly, the museum offers lectures, screenings and other events.

📍 1-10-10 Jūgumae, Shibuya-ku, Tokyo 150-0001
☎ 03-3403-0880
🕒 10:30-17:30
📅 Mondays; may vary by exhibition
➡ 3 min walk from Meiji Jūgumae station

● Show this brochure to receive ¥100 discount from regular admission. Cannot be combined with other discounts. Limit one person per brochure at each facility. It is effective until March, 2017.



Gallery TOM



This gallery was founded to create a place where modern and contemporary sculpture and three-dimensional works can be enjoyed using the sense of touch. It also exhibits books that can be read by touch.

📍 2-11-1 Shoto, Shibuya-ku, Tokyo 150-0046
☎ 03-3467-8102
➡ 7 min walk from Shinsen station (Inokashira line)

*Currently under renovation; will reopen in January, 2017



Tokyo Wonder Site Shibuya



An art center that encourages enjoyment of contemporary art, Tokyo Wonder Site shows works by young artists and organizes the annual open call exhibitions.

📍 Shibuya Worker's and Welfare Hall, 1F, 1-19-8 Jinnan, Shibuya-ku, Tokyo 150-0041
☎ 03-3463-0603
🕒 11:00-19:00
📅 Mondays
💰 Free
➡ 8 min walk from Shibuya station



Global Environment Outreach Centre



Visitors can learn about global warming, biodiversity and other environmental issues through exhibitions, seminars and other special events.

📍 United Nations University, 1F, 5-53-70 Jūgumae, Shibuya-ku, Tokyo 150-0001
☎ 03-3407-8107
🕒 10:00-18:00 (Saturdays until 17:00)
📅 Mondays, Sundays and national holidays
💰 Free
➡ 5 min walk from Omotesando station

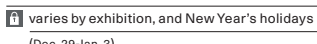


The Shoto Museum of Art



This museum presents exhibitions in a wide range of genres, including painting, sculpture and crafts. The distinctive building was designed by architect Shirai Seichi.

📍 2-14-14 Shoto, Shibuya-ku, Tokyo 150-0046
☎ 03-3465-9421
🕒 10:00-18:00 (Friday until 20:00, February and March; 9:00-17:00)



📍 varies by exhibition, and New Year's holidays (Dec. 29-Jan. 3)
☎ 03-6450-6805
🕒 11:00-17:00
📅 Saturdays, Sundays, national holidays and school holidays
💰 Free
➡ 10 min walk from Shibuya station

Bunkamura



The first large-scale multipurpose cultural facility in Japan, Bunkamura offers a concert hall, a theatre, a museum and cinemas, as well as cafes and shops.

📍 Shibuya Hikarie 11F, 2-24-1 Dogenzaka, Shibuya-ku, Tokyo 150-8507
☎ 03-3477-9111
📅 New Year's Day; other closings vary by facility and shop
➡ 7 min walk from Shibuya station



TOKYU THEATRE Orb



Located in the Shibuya Hikarie building, this is the largest theater in Japan for musicals. It produces mainly blockbuster shows from overseas, and boasts a stage that "floats" 70 meters up in the air.

📍 Shibuya Hikarie 11F, 2-21-1 Shibuya, Shibuya-ku, Tokyo 150-8510
☎ 03-3477-9111
🕒 Show times vary by production
➡ Direct access from Shibuya station



Kosetsu Memorial Museum, Jissen Women's University



This museum on the Shibuya campus of Jissen Women's University exhibits concerning the founder, Shimoda Utako, as well as special exhibitions of the museum's collection including works by women painters.

📍 1-1-49 Higashi, Shibuya-ku, Tokyo 150-8538
☎ 03-6450-6805
🕒 11:00-17:00
📅 Saturdays, Sundays, national holidays and school holidays
💰 Free
➡ 10 min walk from Shibuya station



Cerulean Tower Noh Theatre



This Noh theatre is located in the B2F level of the Cerulean Tower. While the theatre focuses on Noh and Kyogen, other arts are performed here as well.

📍 26-1 Sakuragaoka-cho, Shibuya-ku, Tokyo 150-8512
☎ 03-3477-6412
➡ 5 min walk from Shibuya station



Shibuya Folk and Literary Shirane Memorial Museum



In addition to a permanent exhibit about writers with a connection to Shibuya, the museum offers exhibitions about the history of Shibuya, and other events.

📍 4-9-1 Higashi, Shibuya-ku, Tokyo 150-0011
☎ 03-3486-2791
🕒 11:00-17:00
📅 Mondays
💰 ¥100; free for seniors 60 and over
➡ 2 min walk from the Kokugakuin Daigaku-mae bus stop on the Gaku 03 line departing Shibuya station for Nisseki Medical Center



Kokugakuin University Museum




This museum exhibits artifacts and reference materials from the university's

collection with a focus on archaeology, Shinto and university archives. It also presents research findings on various topics.

📍 AMC Building, B1F, Kokugakuin University Shibuya Campus, Higashi 4-10-28, Shibuya-ku, Tokyo 150-8440
☎ 03-5466-0359
🕒 10:00-18:00
📅 Only for maintenance or as designated by the university
💰 Free
➡ 13 min walk from Shibuya station



Science Center for Children HACHILABO




Both children and adults can enjoy interactive science exhibits. Workshops are available for children over 7 years, on weekends and school holidays.

📍 Shibuya Culture Center Owada, 3F, 23-21 Sakuragaoka-cho, Shibuya-ku, Tokyo 150-0031
☎ 03-3464-3485
🕒 10:00-17:00
📅 Mondays and New Year's holidays (Dec. 29-Jan. 3)
💰 Free
➡ 5 min walk from Shibuya station



Cosmo Planetarium Shibuya



Visitors experience beautiful starry skies and the vastness of space thanks to a full-sky digital projection system. Programs provide explanation of the skies by season.

📍 Shibuya Culture Center Owada, 12F, 23-21 Sakuragaoka-cho, Shibuya-ku, Tokyo 150-0031
☎ 03-3464-2131
🕒 Tuesday thru Friday, 12:00-20:00, Saturday, Sunday and holidays, 10:00-20:00
📅 Mondays and New Year's holidays (Dec. 29-Jan. 3)
💰 ¥600 (¥300 for elementary and junior high school students)
➡ 5 min walk from Shibuya station



FUREAI Botanical Garden Shibuya




This greenhouse garden is home to over 300 varieties of tropical plants. In addition to monthly exhibitions, the garden conducts classes about nature and hands-on training.

📍 2-25-37 Higashi, Shibuya-ku, Tokyo 150-0011
☎ 03-5468-1384
🕒 10:00-18:00
📅 Mondays
💰 ¥100; free for elementary and junior high school students, and seniors 60 and over
➡ 10 min walk from Shibuya station



Yamatane Museum of Art




The first museum specializing modern and contemporary Nihonga painting, founded by Yamazaki Taneji. From its 1800 works, it holds 5-6 exhibitions a year with seasonal and timely themes.

📍 3-12-36 Hiro-o, Shibuya-ku, Tokyo 150-0012
☎ 03-5777-8600
(Hello Dial, English available)
🕒 10:00-17:00
📅 Mondays; vary by exhibition
➡ 10 min walk from Ebisu station
● Show this brochure to receive ¥100 discount from regular admission. Cannot be combined with other discounts. Limit one discount for one person per brochure at each facility. It is effective until March, 2017.



Museum of Yebisu Beer



This museum presents the history of Yebisu Beer, which gets its name from

the Ebisu neighborhood. For a fee, all types of Yebisu beers can be tasted.

📍 Ebisu 4-20-1, Shibuya-ku, Tokyo 150-0013
☎ 03-5423-7255
🕒 11:00-19:00
📅 Mondays
💰 Free
➡ 5 min walk from Ebisu station



Tokyo Metropolitan Central Library



Located in Arisugawanomiya Memorial Park, this library has the largest collection of among public libraries in Japan, and offers on-site access to library materials, exhibitions and reference services.

📍 5-7-13 Minami Azabu, Minato-ku, Tokyo 106-8575
☎ 03-3442-8451
🕒 10:00-21:00 (17:30 on Saturdays, Sundays and national holidays)
💰 Free
➡ 8 min walk from Hiroo station



Tokyo Photographic Art Museum



One of the few museums in the world specializing in photography and moving images, this museum has three exhibition galleries. Visitors may also use the museum's library of materials related to photography. Scheduled to reopen in September.

📍 Yebisu Garden Place, 1-13-3 Mitu, Meguro-ku, Tokyo 153-0062
☎ 03-3280-0099
➡ 7 min walk from Ebisu station

*Currently under renovation; will reopen in September.